





CONTENTS

6	ALPHA COLLECTION
18	KESSEL GARDEN RANGE
26	COTTAGE GARDEN
30	COTTAGE GARDEN - BRICK
32	ARTISAN RANGE
34	DELTA COLLECTION
36	COMMERCIAL RANGE
40	NOSTALGIE RANGE

PLEASE NOTE - ALL DIMENSIONS ARE PROVIDED IN LENGTH/WIDTH/DEPTH FORMAT



OUR VISION

HIGHEST QUALITY BRICK AND PAVING

Hard Landscaping is fundamental both in aesthetics and function to the exterior of new buildings, regeneration of public areas, as a link from home to outside spaces, for vehicle use situations, and to provide access around grounds and gardens. The choice of suitable materials should not be underestimated, and we make it our mission to supply the finest products for all applications.

By not diluting the focus by introducing stone, concrete, or garden furnishings, Chelmer Valley maintains their position as the specialists in clay paving and Tudor 2 inch size brick products. Extensive indoor showroom displays allow everything to be viewed in comfort, and friendly advice is on hand to offer visitors every possible assistance with their enquiries and questions.



BUILDING THE FUTURE



HOW WE CAN HELP

The company works together with production units across Europe to develop and promote the finest clay pavers of the highest standards. They achieve levels of excellence in service and supply based upon commitment, belief in the quality of the products, and the real value they provide.

Our extensive expertise and showroom facilities together enable us to offer unrivalled service and assistance with your design and concepts, to create the perfect paved areas.

WHERE WE'RE HEADING

Chelmer Valley remains a family run company, and it is constantly driving the business forward with new styles and colours to always offer fresh designs alongside traditional favourites, and keeps the company active and dynamic, very much 'The Premier Clay Paver Company'.

ALPHA COLLECTION

ABBEY DARK MULTI



Size: 200/48/58mm
Pack Size: 1040no
Metres per pack: 10.6 sq m
Durability Class: FP100
Skid Resistance Class: U3
Transverse Breaking Load: T4

ABBEY DARK MULTI - LAID FLAT



Size: 200/58/48mm
Pack Size: 1040no
Metres per pack: 12.5 sq m
Durability Class: FP100
Skid Resistance Class: U3
Transverse Breaking Load: T2

ALDRIDGE



Size: 200/48/58mm
Pack Size: 1040no
Metres per pack: 10.6 sq m
Durability Class: FP100
Skid Resistance Class: U3
Transverse Breaking Load: T4

ALDRIDGE - LAID FLAT



Size: 200/58/48mm
Pack Size: 1040no
Metres per pack: 12.5 sq m
Durability Class: FP100
Skid Resistance Class: U3
Transverse Breaking Load: T2

AMERSHAM



Size: 200/48/58mm
Pack Size: 1040no
Metres per pack: 10.6 sq m
Durability Class: FP100
Skid Resistance Class: U3
Transverse Breaking Load: T4

AMERSHAM - LAID FLAT



Size: 200/58/48mm
Pack Size: 1040no
Metres per pack: 12.5 sq m
Durability Class: FP100
Skid Resistance Class: U3
Transverse Breaking Load: T2

A specially selected range for developers, specifiers and architects, as well as those in the domestic sector, this range is designed for both commercial landscaping projects and for those creating the dream home and garden. The Alpha collection can be installed on edge or flat, providing either a smooth/sanded finish or an open/wirecut finish.

ALPHA COLLECTION



ALPHA COLLECTION

ANTIQUE RED



Size: 200/48/58mm
Pack Size: 1040no
Metres per pack: 10.6 sq m
Durability Class: FP100
Skid Resistance Class: U3
Transverse Breaking Load: T4

ANTIQUE RED
- LAID FLAT



Size: 200/58/48mm
Pack Size: 1040no
Metres per pack: 12.5 sq m
Durability Class: FP100
Skid Resistance Class: U3
Transverse Breaking Load: T2

BEXHILL



Size: 200/48/58mm
Pack Size: 1040no
Metres per pack: 10.6 sq m
Durability Class: FP100
Skid Resistance Class: U3
Transverse Breaking Load: T4

BEXHILL - LAID FLAT



Size: 200/58/48mm
Pack Size: 1040no
Metres per pack: 12.5 sq m
Durability Class: FP100
Skid Resistance Class: U3
Transverse Breaking Load: T2

BURNT ORANGE



Size: 200/48/58mm
Pack Size: 1040no
Metres per pack: 10.6 sq m
Durability Class: FP100
Skid Resistance Class: U3
Transverse Breaking Load: T4

BURNT ORANGE
- LAID FLAT



Size: 200/58/48mm
Pack Size: 1040no
Metres per pack: 12.5 sq m
Durability Class: FP100
Skid Resistance Class: U3
Transverse Breaking Load: T2

You will be inspired by the rich range of colour options and the design flexibility in the use of these pavers. On edge, they have one surface smooth, and one sanded. Either finish, or a mix of both can be used together to provide texture and character.

ALPHA COLLECTION



ALPHA COLLECTION

CHARCOAL GREY



Size: 200/48/58mm
Pack Size: 1040no
Metres per pack: 10.6 sq m
Durability Class: FP100
Skid Resistance Class: U3
Transverse Breaking Load: T4

**CHARCOAL GREY
- LAID FLAT**



Size: 200/58/48mm
Pack Size: 1040no
Metres per pack: 12.5 sq m
Durability Class: FP100
Skid Resistance Class: U3
Transverse Breaking Load: T2

COASTAL RED



Size: 200/48/58mm
Pack Size: 1040no
Metres per pack: 10.6 sq m
Durability Class: FP100
Skid Resistance Class: U3
Transverse Breaking Load: T4

**COASTAL RED
- LAID FLAT**



Size: 200/58/48mm
Pack Size: 1040no
Metres per pack: 12.5 sq m
Durability Class: FP100
Skid Resistance Class: U3
Transverse Breaking Load: T2

DERBY



Size: 200/48/58mm
Pack Size: 1040no
Metres per pack: 10.6 sq m
Durability Class: FP100
Skid Resistance Class: U3
Transverse Breaking Load: T4

DERBY - LAID FLAT



Size: 200/58/48mm
Pack Size: 1040no
Metres per pack: 12.5 sq m
Durability Class: FP100
Skid Resistance Class: U3
Transverse Breaking Load: T2

The Alpha Range offers designers and homeowners a huge range of colour & texture options in the popular slim format that now dominates the clay paving market. The Alpha collection can be installed on edge or flat, providing either a smooth/sanded finish or an open/wirecut finish.

ALPHA COLLECTION



ALPHA COLLECTION

LEEDS



Size: 200/48/58mm
Pack Size: 1040no
Metres per pack: 10.6 sq m
Durability Class: FP100
Skid Resistance Class: U3
Transverse Breaking Load: T4

LEEDS - LAID FLAT



Size: 200/58/48mm
Pack Size: 1040no
Metres per pack: 12.5 sq m
Durability Class: FP100
Skid Resistance Class: U3
Transverse Breaking Load: T2

MARIGOLD
ANTIQUE



Size: 200/48/58mm
Pack Size: 1040no
Metres per pack: 10.6 sq m
Durability Class: FP100
Skid Resistance Class: U3
Transverse Breaking Load: T4

MARIGOLD ANTIQUE
- LAID FLAT



Size: 200/58/48mm
Pack Size: 1040no
Metres per pack: 12.5 sq m
Durability Class: FP100
Skid Resistance Class: U3
Transverse Breaking Load: T2

ROTTERDAM



Size: 200/48/58mm
Pack Size: 1040no
Metres per pack: 10.6 sq m
Durability Class: FP100
Skid Resistance Class: U3
Transverse Breaking Load: T4

ROTTERDAM
- LAID FLAT



Size: 200/58/48mm
Pack Size: 1040no
Metres per pack: 12.5 sq m
Durability Class: FP100
Skid Resistance Class: U3
Transverse Breaking Load: T2

When installing flat, the pavers provide a more rustic finish, perfect for a traditional or industrial style design.

ALPHA COLLECTION



ALPHA COLLECTION

SEVILLE



Size: 200/48/58mm
Pack Size: 1040no
Metres per pack: 10.6 sq m
Durability Class: FP100
Skid Resistance Class: U3
Transverse Breaking Load: T4

SEVILLE - LAID FLAT



Size: 200/58/48mm
Pack Size: 1040no
Metres per pack: 12.5 sq m
Durability Class: FP100
Skid Resistance Class: U3
Transverse Breaking Load: T2

SILVER GREY
MULTI



Size: 200/48/58mm
Pack Size: 1040no
Metres per pack: 10.6 sq m
Durability Class: FP100
Skid Resistance Class: U3
Transverse Breaking Load: T4

SILVER GREY MULTI
- LAID FLAT



Size: 200/58/48mm
Pack Size: 1040no
Metres per pack: 12.5 sq m
Durability Class: FP100
Skid Resistance Class: U3
Transverse Breaking Load: T2

SPALDING



Size: 200/48/58mm
Pack Size: 1040no
Metres per pack: 10.6 sq m
Durability Class: FP100
Skid Resistance Class: U3
Transverse Breaking Load: T4

SPALDING
- LAID FLAT



Size: 200/58/48mm
Pack Size: 1040no
Metres per pack: 12.5 sq m
Durability Class: FP100
Skid Resistance Class: U3
Transverse Breaking Load: T2

Why not combine different colours? Mixing more than one colour from the same range can provide a unique and individual space.

The Alpha collection can be installed on edge or flat, providing either a smooth/sanded finish or an open/wirecut finish.

ALPHA COLLECTION



ALPHA COLLECTION

STONE GREY



Size: 200/48/58mm
Pack Size: 1040no
Metres per pack: 10.6 sq m
Durability Class: FP100
Skid Resistance Class: U3
Transverse Breaking Load: T4

STONE GREY
- LAID FLAT



Size: 200/58/48mm
Pack Size: 1040no
Metres per pack: 12.5 sq m
Durability Class: FP100
Skid Resistance Class: U3
Transverse Breaking Load: T2

WALNUT



Size: 200/48/58mm
Pack Size: 1040no
Metres per pack: 10.6 sq m
Durability Class: FP100
Skid Resistance Class: U3
Transverse Breaking Load: T4

WALNUT
- LAID FLAT



Size: 200/58/48mm
Pack Size: 1040no
Metres per pack: 12.5 sq m
Durability Class: FP100
Skid Resistance Class: U3
Transverse Breaking Load: T2

WESTMINSTER



Size: 200/48/58mm
Pack Size: 1040no
Metres per pack: 10.6 sq m
Durability Class: FP100
Skid Resistance Class: U3
Transverse Breaking Load: T4

WESTMINSTER
- LAID FLAT



Size: 200/58/48mm
Pack Size: 1040no
Metres per pack: 12.5 sq m
Durability Class: FP100
Skid Resistance Class: U3
Transverse Breaking Load: T2

Still our most popular and in demand range of pavers, with a colour option for every setting.

ALPHA COLLECTION

WINTON



Size: 200/48/58mm
Pack Size: 1040no
Metres per pack: 10.6 sq m
Durability Class: FP100
Skid Resistance Class: U3
Transverse Breaking Load: T4

WINTON - LAID FLAT



Size: 200/58/48mm
Pack Size: 1040no
Metres per pack: 12.5 sq m
Durability Class: FP100
Skid Resistance Class: U3
Transverse Breaking Load: T2



- STONE GREY, WESTMINSTER AND ALDRIDGE

KESSEL GARDEN RANGE

ANCONA




Size: 204/50/67mm
Pack Size: 900no
Metres per pack: 9.38 sq m
Durability Class: FP100
Skid Resistance Class: U3
Transverse Breaking Load: T4

ANCONA - LAID FLAT



Size: 204/67/50mm
Pack Size: 900no
Metres per pack: 12 sq m
Durability Class: FP100
Skid Resistance Class: U3
Transverse Breaking Load: T2

BERGAMO



Size: 204/50/67mm
Pack Size: 900no
Metres per pack: 9.38 sq m
Durability Class: FP100
Skid Resistance Class: U3
Transverse Breaking Load: T4

BERGAMO - LAID FLAT



Size: 204/67/50mm
Pack Size: 900no
Metres per pack: 12 sq m
Durability Class: FP100
Skid Resistance Class: U3
Transverse Breaking Load: T2

BOLZANO



Size: 204/50/67mm
Pack Size: 900no
Metres per pack: 9.38 sq m
Durability Class: FP100
Skid Resistance Class: U3
Transverse Breaking Load: T4

BOLZANO - LAID FLAT



Size: 204/67/50mm
Pack Size: 900no
Metres per pack: 12 sq m
Durability Class: FP100
Skid Resistance Class: U3
Transverse Breaking Load: T2

A domestic range of pavers designed for the homeowner and garden landscaper. Kessel pavers are designed with gardens in mind. Full of character, and perfect for garden designers, this range will enhance landscaping in small and large projects for the home. The Kessel Garden Range can be installed on edge or flat, providing either a smooth/sanded finish or an open/wirecut finish.

KESSEL GARDEN RANGE



KESSEL GARDEN RANGE

GROMO ANTICA



Size: 204/50/67mm
Pack Size: 900no
Metres per pack: 9.38 sq m
Durability Class: FP100
Skid Resistance Class: U3
Transverse Breaking Load: T4

GROMO ANTICA - LAID FLAT



Size: 204/67/50mm
Pack Size: 900no
Metres per pack: 12 sq m
Durability Class: FP100
Skid Resistance Class: U3
Transverse Breaking Load: T2

LUCCA



Size: 204/50/67mm
Pack Size: 900no
Metres per pack: 9.38 sq m
Durability Class: FP100
Skid Resistance Class: U3
Transverse Breaking Load: T4

LUCCA - LAID FLAT



Size: 204/67/50mm
Pack Size: 900no
Metres per pack: 12 sq m
Durability Class: FP100
Skid Resistance Class: U3
Transverse Breaking Load: T2

LUGANO



Size: 204/50/67mm
Pack Size: 900no
Metres per pack: 9.38 sq m
Durability Class: FP100
Skid Resistance Class: U3
Transverse Breaking Load: T4

LUGANO - LAID FLAT



Size: 204/67/50mm
Pack Size: 900no
Metres per pack: 12 sq m
Durability Class: FP100
Skid Resistance Class: U3
Transverse Breaking Load: T2

Available in a range of colours to suit all designs, adding texture to contemporary schemes, but able to provide an instant 'aged' appearance for traditional settings.

KESSEL GARDEN RANGE



KESSEL GARDEN RANGE

MODERNA



Size: 204/50/67mm
Pack Size: 900no
Metres per pack: 9.38 sq m
Durability Class: FP100
Skid Resistance Class: U3
Transverse Breaking Load: T4

MODERNA - LAID FLAT



Size: 204/67/50mm
Pack Size: 900no
Metres per pack: 12 sq m
Durability Class: FP100
Skid Resistance Class: U3
Transverse Breaking Load: T2

ROMA



Size: 204/50/67mm
Pack Size: 900no
Metres per pack: 9.38 sq m
Durability Class: FP100
Skid Resistance Class: U3
Transverse Breaking Load: T4

ROMA - LAID FLAT



Size: 204/67/50mm
Pack Size: 900no
Metres per pack: 12 sq m
Durability Class: FP100
Skid Resistance Class: U3
Transverse Breaking Load: T2

VERONA



Size: 204/50/67mm
Pack Size: 900no
Metres per pack: 9.38 sq m
Durability Class: FP100
Skid Resistance Class: U3
Transverse Breaking Load: T4

VERONA - LAID FLAT



Size: 204/67/50mm
Pack Size: 900no
Metres per pack: 12 sq m
Durability Class: FP100
Skid Resistance Class: U3
Transverse Breaking Load: T2

When installing flat, the pavers provide a more rustic finish, perfect for a traditional or industrial style design, while also providing a greater coverage and making them more affordable.

KESSEL GARDEN RANGE



KESSEL GARDEN RANGE

VULCANO



Size: 204/50/67mm
Pack Size: 900no
Metres per pack: 9.38 sq m
Durability Class: FP100
Skid Resistance Class: U3
Transverse Breaking Load: T4

VULCANO - LAID FLAT



Size: 204/67/50mm
Pack Size: 900no
Metres per pack: 12 sq m
Durability Class: FP100
Skid Resistance Class: U3
Transverse Breaking Load: T2

Why not combine different colours? Mixing more than one colour from the same range can provide a unique and individual space. The Kessel Garden Range can be installed on edge or flat, providing either a smooth/sanded finish or an open/wirecut finish.

KESSEL GARDEN RANGE



COTTAGE GARDEN

COTSWOLD



Size: 210/100/50mm
Pack Size: 720no
Metres per pack: 15 sq m
Durability Class: FP100
Skid Resistance Class: U3
Transverse Breaking Load: T2

COTSWOLD
- ON EDGE



Size: 210/50/100mm
Pack Size: 720no
Metres per pack: 7.5 sq m
Durability Class: FP100
Skid Resistance Class: U3
Transverse Breaking Load: T2

DORSET ANTIQUE



Size: 210/100/50mm
Pack Size: 720no
Metres per pack: 15 sq m
Durability Class: FP100
Skid Resistance Class: U3
Transverse Breaking Load: T2

DORSET ANTIQUE
- ON EDGE




Size: 210/50/100mm
Pack Size: 720no
Metres per pack: 7.5 sq m
Durability Class: FP100
Skid Resistance Class: U3
Transverse Breaking Load: T2

LONDON
MIXTURE



Size: 210/100/50mm
Pack Size: 800no
Metres per pack: 16.8 sq m
Durability Class: FP100
Skid Resistance Class: U3
Transverse Breaking Load: T2

LONDON MIXTURE
- ON EDGE



Size: 210/50/100mm
Pack Size: 800no
Metres per pack: 8.4 sq m
Durability Class: FP100
Skid Resistance Class: U3
Transverse Breaking Load: T2

The 'old brick' style of this range fits elegantly into period property gardens in a timeless fashion, and with a range of colour options to suit every setting. The Cottage Garden Range can be installed on edge or flat, providing either a traditional brick paver or flemish style paver.

COTTAGE GARDEN



COTTAGE GARDEN

**OLD
ENGLISH**



Size: 210/100/50mm
Pack Size: 720no
Metres per pack: 15 sq m
Durability Class: FP100
Skid Resistance Class: U3
Transverse Breaking Load: T2

**OLD ENGLISH
- ON EDGE**



Size: 210/50/100mm
Pack Size: 720no
Metres per pack: 7.5 sq m
Durability Class: FP100
Skid Resistance Class: U3
Transverse Breaking Load: T2

**ROMSEY
ANTIQUE**



Size: 210/100/50mm
Pack Size: 720no
Metres per pack: 15 sq m
Durability Class: FP100
Skid Resistance Class: U3
Transverse Breaking Load: T2

**ROMSEY ANTIQUE
- ON EDGE**



Size: 210/50/100mm
Pack Size: 720no
Metres per pack: 7.5 sq m
Durability Class: FP100
Skid Resistance Class: U3
Transverse Breaking Load: T2

Why not combine different colours? Mixing more than one colour can provide even more character and charm to this already fantastic range.

The Cottage Garden Range can be installed on edge or flat, providing either a traditional brick paver or Flemish style paver.

COTTAGE GARDEN



COTTAGE GARDEN - BRICK

**COTSWOLD
- BRICK**



Size: 210/100/50mm
Pack Size: 720no
Durability Class: F2
Crushing Strength: 30n/mm2
Mean Water Absorbtion: <10%

**DORSET ANTIQUE
- BRICK**



Size: 210/100/50mm
Pack Size: 720no
Durability Class: F2
Crushing Strength: 35n/mm2
Mean Water Absorbtion: <12%

**LONDON MIXTURE
- BRICK**



Size: 210/100/50mm
Pack Size: 800no
Durability Class: F2
Crushing Strength: 30n/mm2
Mean Water Absorbtion: <10%

**OLD ENGLISH
- BRICK**



Size: 210/100/50mm
Pack Size: 720no
Durability Class: F2
Crushing Strength: 35n/mm2
Mean Water Absorbtion: <12%

**ROMSEY ANTIQUE
- BRICK**



Size: 210/100/50mm
Pack Size: 720no
Durability Class: F2
Crushing Strength: 35n/mm2
Mean Water Absorbtion: <20%

The ultimate way to compliment hard and soft landscaping design. These classic bricks also offer aesthetic qualities to new build ventures and restoration projects of all types. This classic look is produced in the size inbuilt into our heritage, the 2-inch facing brick.

COTTAGE GARDEN - BRICK



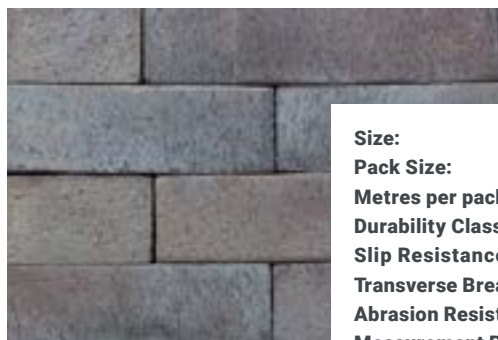
ARTISAN RANGE

BROMLEY



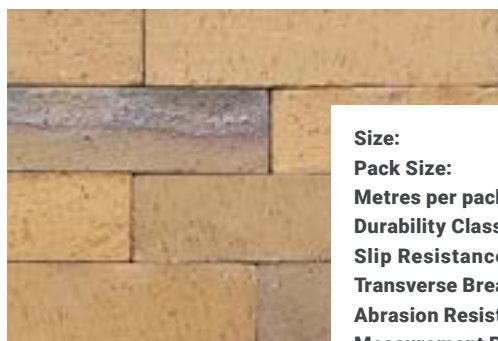
Size: 292/71/52mm
Pack Size: 480no
Metres per pack: 10 sq m
Durability Class: FP100
Slip Resistance Class: U3
Transverse Breaking Load: T4
Abrasion Resistance: A3
Measurement Range: R1
Acid Resistance: C

CHELSEA



Size: 292/71/52mm
Pack Size: 480no
Metres per pack: 10 sq m
Durability Class: FP100
Slip Resistance Class: U3
Transverse Breaking Load: T4
Abrasion Resistance: A3
Measurement Range: R1
Acid Resistance: C

OXFORD



Size: 292/71/52mm
Pack Size: 480no
Metres per pack: 10 sq m
Durability Class: FP100
Slip Resistance Class: U3
Transverse Breaking Load: T4
Abrasion Resistance: A3
Measurement Range: R1
Acid Resistance: C

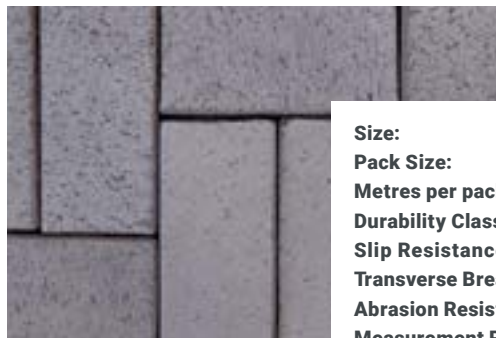
This range offers a complete new perspective in paving design, and with the product having superior technical qualities, gardens, public spaces, contemporary landscaping and outdoor dining situations can be transformed into elegant paved areas, with no concerns over durability or suitability.

ARTISAN RANGE



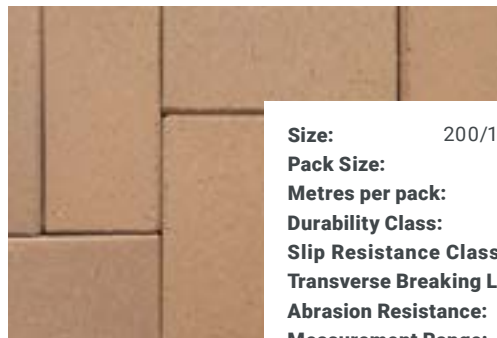
DELTA COLLECTION

DELTA BLUE



Size: 200/100/45mm
Pack Size: 735no
Metres per pack: 14.7 sq m
Durability Class: FP100
Slip Resistance Class: U3
Transverse Breaking Load: T4
Abrasion Resistance: A3
Measurement Range: R1
Skid Resistance Class: U3

DELTA YELLOW



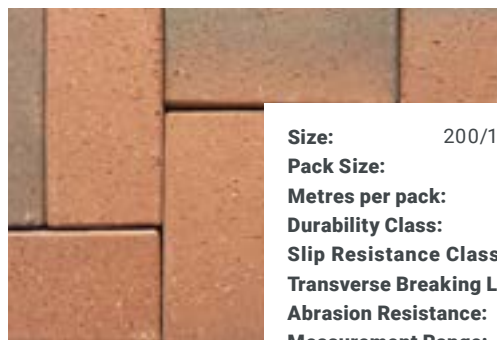
Size: 200/100/45mm
Pack Size: 735no
Metres per pack: 14.7 sq m
Durability Class: FP100
Slip Resistance Class: U3
Transverse Breaking Load: T4
Abrasion Resistance: A3
Measurement Range: R1
Skid Resistance Class: U3

DELTA BLUE
BROWN




Size: 200/100/45mm
Pack Size: 735no
Metres per pack: 14.7 sq m
Durability Class: FP100
Slip Resistance Class: U3
Transverse Breaking Load: T4
Abrasion Resistance: A3
Measurement Range: R1
Skid Resistance Class: U3

DELTA LIGHT MULTI



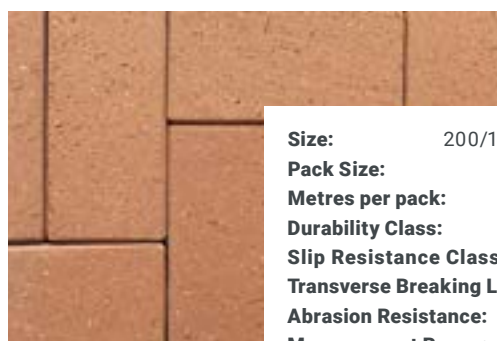
Size: 200/100/45mm
Pack Size: 735no
Metres per pack: 14.7 sq m
Durability Class: FP100
Slip Resistance Class: U3
Transverse Breaking Load: T4
Abrasion Resistance: A3
Measurement Range: R1
Skid Resistance Class: U3

DELTA BROWN
MULTI



Size: 200/100/45mm
Pack Size: 735no
Metres per pack: 14.7 sq m
Durability Class: FP100
Slip Resistance Class: U3
Transverse Breaking Load: T4
Abrasion Resistance: A3
Measurement Range: R1
Skid Resistance Class: U3

DELTA RED




Size: 200/100/45mm
Pack Size: 735no
Metres per pack: 14.7 sq m
Durability Class: FP100
Slip Resistance Class: U3
Transverse Breaking Load: T4
Abrasion Resistance: A3
Measurement Range: R1
Skid Resistance Class: U3

A range for all purposes, for public spaces, domestic projects, driveways and redevelopment schemes. This range is precise, classic, warm and brings any design to life in colours that have depth and character. This range achieves the required strength in a 200-100-45mm size, easy to use, and extremely durable.

DELTA COLLECTION

COMMERCIAL RANGE

ARAGON



Size: WF 205/50/85mm
DF 205/67/85mm
Durability Class: FP100
Skid Resistance Class: U3
Transverse Breaking Load: T4
Abrasion Resistance: A2
Dimension Tolerance: R1

ARDECHE



Size: WF 205/50/85mm
DF 205/67/85mm
Durability Class: FP100
Skid Resistance Class: U3
Transverse Breaking Load: T4
Abrasion Resistance: A2
Dimension Tolerance: R1

BERGERAC




Size: WF 205/50/85mm
DF 205/67/85mm
Durability Class: FP100
Skid Resistance Class: U3
Transverse Breaking Load: T4
Abrasion Resistance: A2
Dimension Tolerance: R1




Our commercial paving range is able to meet the most demanding requirements and is produced in a huge variety of colours, sizes, and finishes. This premium range of pavers have been designed specifically for the commercial paving sector and offers blending options on larger projects.

COMMERCIAL RANGE




BURGOS




Size: WF 205/50/85mm
DF 205/67/85mm
Durability Class: FP100
Skid Resistance Class: U3
Transverse Breaking Load: T4
Abrasion Resistance: A2
Dimension Tolerance: R1

CADIZ



Size: WF 205/50/85mm
DF 205/67/85mm
Durability Class: FP100
Skid Resistance Class: U3
Transverse Breaking Load: T4
Abrasion Resistance: A2
Dimension Tolerance: R1

DORDOGNE



Size: WF 205/50/85mm
DF 205/67/85mm
Durability Class: FP100
Skid Resistance Class: U3
Transverse Breaking Load: T4
Abrasion Resistance: A2
Dimension Tolerance: R1

COMMERCIAL RANGE




MEDOC



Size: WF 205/50/85 mm
DF 205/67/85mm
Durability Class: FP100
Skid Resistance Class: U3
Transverse Breaking Load: T4
Abrasion Resistance: A2
Dimension Tolerance: R1

MALAGA



Size: WF 205/50/85 mm
DF 205/67/85mm
Durability Class: FP100
Skid Resistance Class: U3
Transverse Breaking Load: T4
Abrasion Resistance: A2
Dimension Tolerance: R1

The production unit is state of the art in design, with demanding standards in both quality and ecological sustainability, and is in the forefront of paving production in Europe.

Please Note - This material is made to order and not kept in stock. Minimum order quantities apply.

COMMERCIAL RANGE




- CADIZ

MORVAN



Size: WF 205/50/85 mm
DF 205/67/85mm
Durability Class: FP100
Skid Resistance Class: U3
Transverse Breaking Load: T4
Abrasion Resistance: A2
Dimension Tolerance: R1

MURCIA



Size: WF 205/50/85 mm
DF 205/67/85mm
Durability Class: FP100
Skid Resistance Class: U3
Transverse Breaking Load: T4
Abrasion Resistance: A2
Dimension Tolerance: R1

NOSTALGIE COLLECTION

ARAGON NOSTALGIE



Size: WF 205/50/85 mm
DF 205/67/85mm

Durability Class: FP100

Skid Resistance Class: U3

Transverse Breaking Load: T4

Abrasion Resistance: A2

Dimension Tolerance: R1

BURGOS NOSTALGIE



Size: WF 205/50/85 mm
DF 205/67/85mm

Durability Class: FP100

Skid Resistance Class: U3

Transverse Breaking Load: T4

Abrasion Resistance: A2

Dimension Tolerance: R1

MALAGA NOSTALGIE



Size: WF 205/50/85 mm
DF 205/67/85mm

Durability Class: FP100

Skid Resistance Class: U3

Transverse Breaking Load: T4

Abrasion Resistance: A2

Dimension Tolerance: R1

MEDOC NOSTALGIE



Size: WF 205/50/85 mm
DF 205/67/85mm

Durability Class: FP100

Skid Resistance Class: U3

Transverse Breaking Load: T4

Abrasion Resistance: A2

Dimension Tolerance: R1

MURCIA NOSTALGIE



Size: WF 205/50/85 mm
DF 205/67/85mm

Durability Class: FP100

Skid Resistance Class: U3

Transverse Breaking Load: T4

Abrasion Resistance: A2

Dimension Tolerance: R1

Architects, landscapers and garden designers return to this range time and time again for premium high specification paving in colours to suit all tastes and designs, both modern and traditional. Hard-wearing and exceptionally durable, with an expected design life of 120 years, this range leaves a legacy in commercial schemes and looks stunning in every application.

Please note - This material is made to order and not kept in stock. Minimum order quantities apply.

NOSTALGIE COLLECTION







VISIT US:

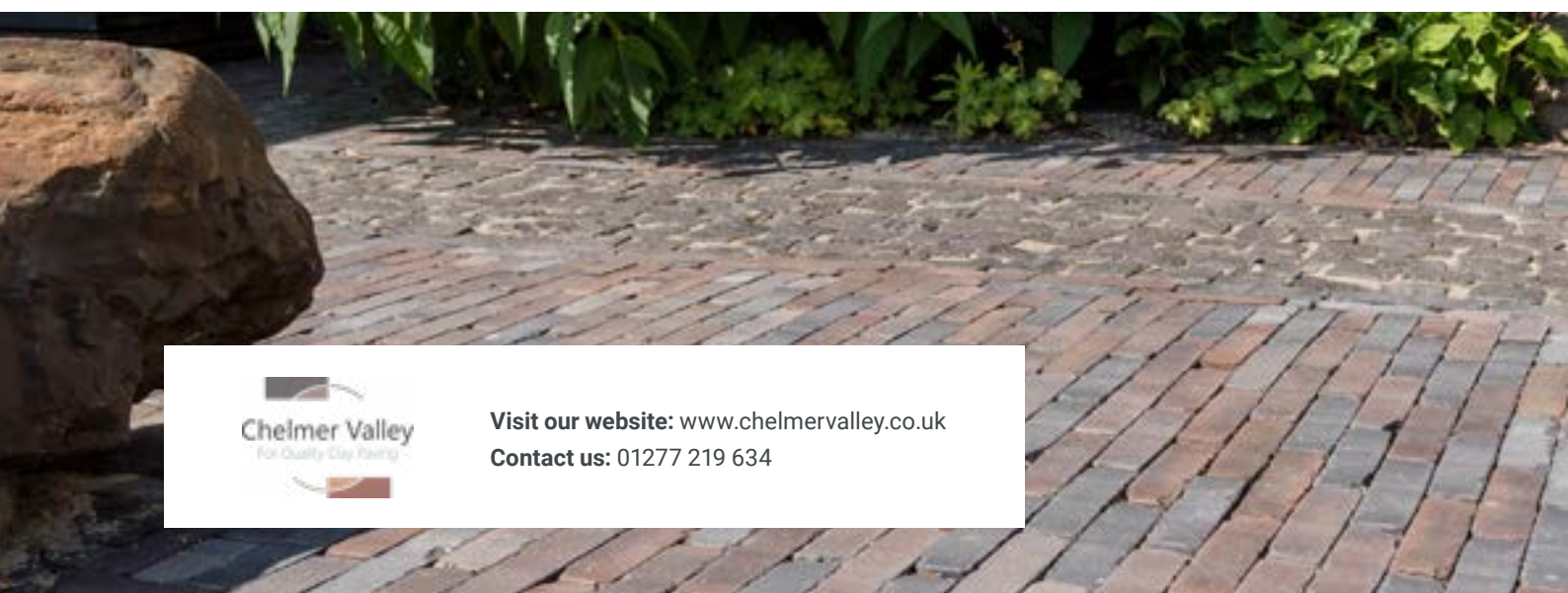
Office - Showroom Address:
Chelmer Valley Brick Co Ltd,
Unit 1 Cockridden Industrial Estate,
Herongate, Essex, CM13 3LH

CONTACT US:

Email: info@chelmervalley.co.uk
Tel: 01277 219 634

FOLLOW US:

Instagram: [@chelmervalley](https://www.instagram.com/chelmervalley)
Twitter: [@ChelmerValley](https://twitter.com/ChelmerValley)



Visit our website: www.chelmervalley.co.uk
Contact us: 01277 219 634